


PORTFOLIO

CARA MARRIOTT | CARAMARRIOTT07@GMAIL.COM

CONTENTS

FINAL PROJECT.....	1 - 13
CAESARSTONE.....	14 - 19
CAVONS.....	20 - 33
BOXED.....	34 - 42
HOTEL 89.....	43 - 56
BOXWOOD.....	57 - 60



The concept for my design was to celebrate the industrial history and heritage of Woodstock by using materials such as steel, glass, concrete and wood as the 4 main elements in the space. Pops of colour are added as you ascend into the various different spaces within the building, creating a dark, moody atmosphere when reaching the 3rd floor. This atmosphere creates a sense of intimacy and comfort, two essentials for myself when designing the hotel floor.


10 ON SEARLE
FINAL PROJECT



PERSPECTIVE OF FASADE



PERSPECTIVE OF MAIN ENTRANCE



PERSPECTIVE OF GROUND FLOOR RECEPTION

The Studio Gallery

This gallery space was created to help up and coming designers and artists from South Africa showcase their work and become more involved in the industry. An open plan space has been created so that people can move freely and easily through the space.



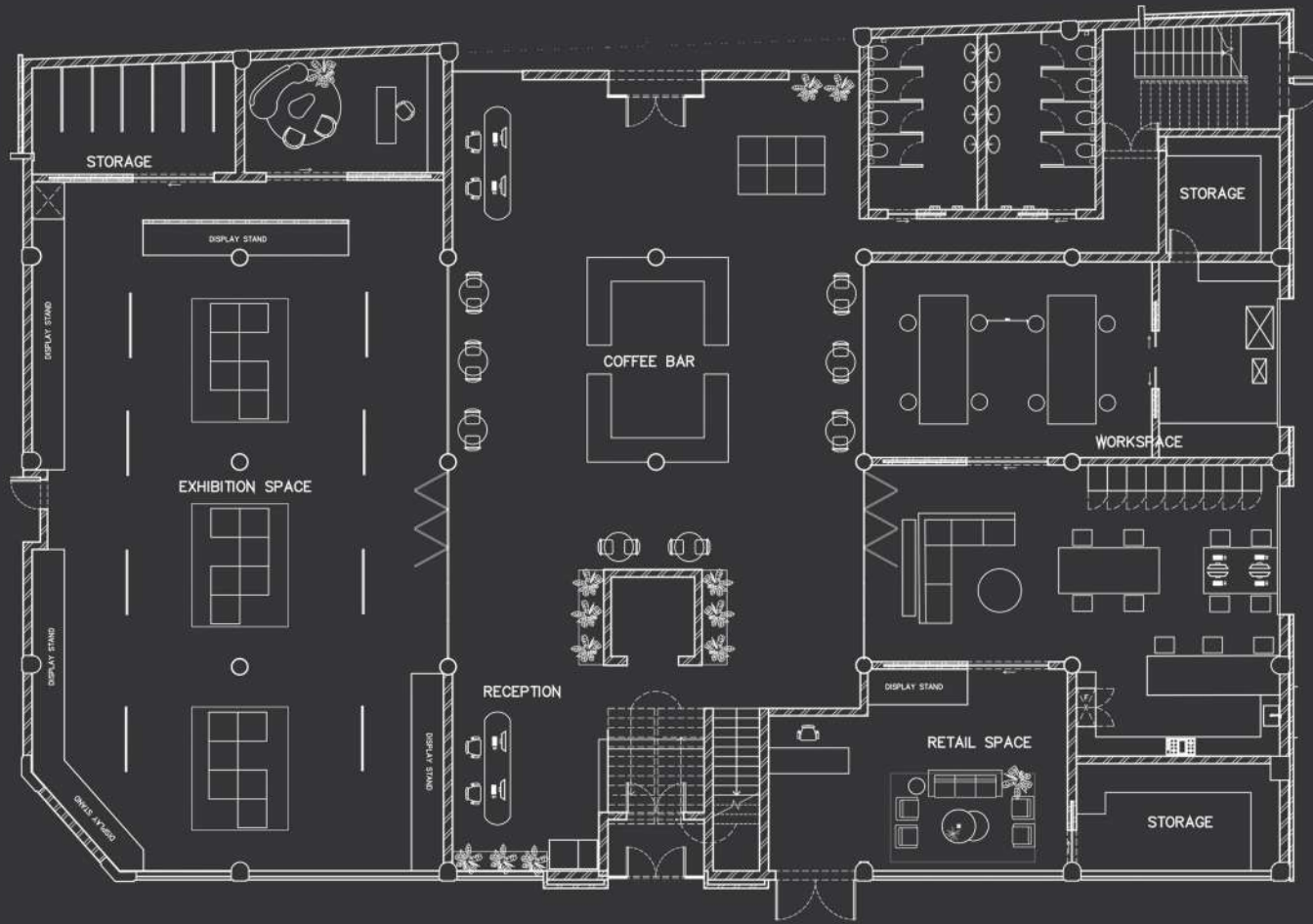
PERSPECTIVE OF THE STUDIO GALLERY



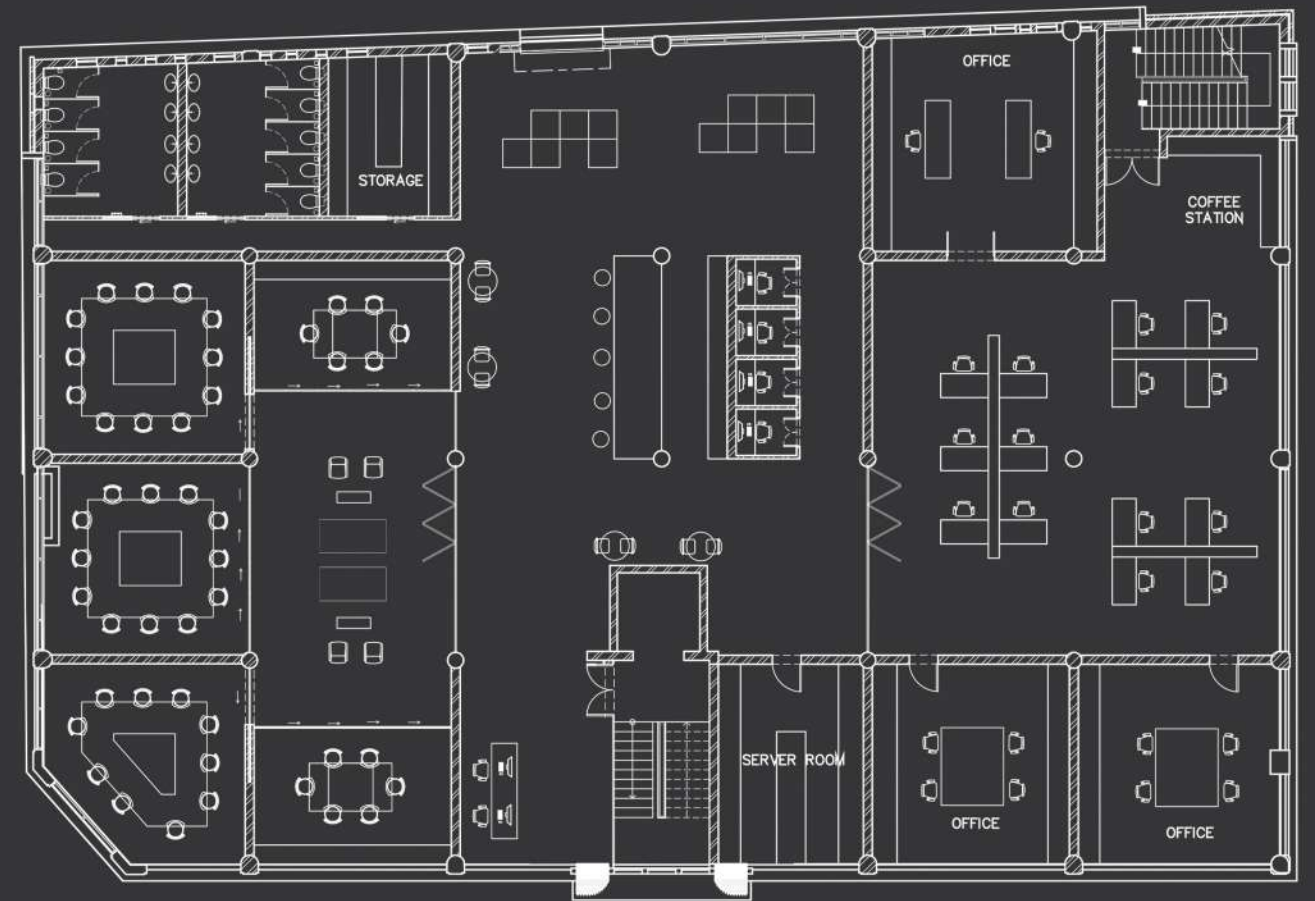
PERSPECTIVE OF THE STUDIO GALLERY



PERSPECTIVE OF CAFE AND UBER DROP OFF RECEPTION



GROUND FLOOR
SCALE 1:200




FIRST FLOOR
SCALE 1:200



PERSPECTIVE OF UBER DROP OFF ENTRANCE

UBER DROP-OFF

This area was designed for the building to have an space where people can safely wait undercover for their Uber or mode of transport.



PERSPECTIVE OF PUBLIC BATHROOMS






PERSPECTIVE OF GROUND FLOOR WORKSHOP KITCHEN



PERSPECTIVE OF GROUND FLOOR WORKSHOP




PERSPECTIVE OF GROUND FLOOR WORKSHOP COMMON ROOM





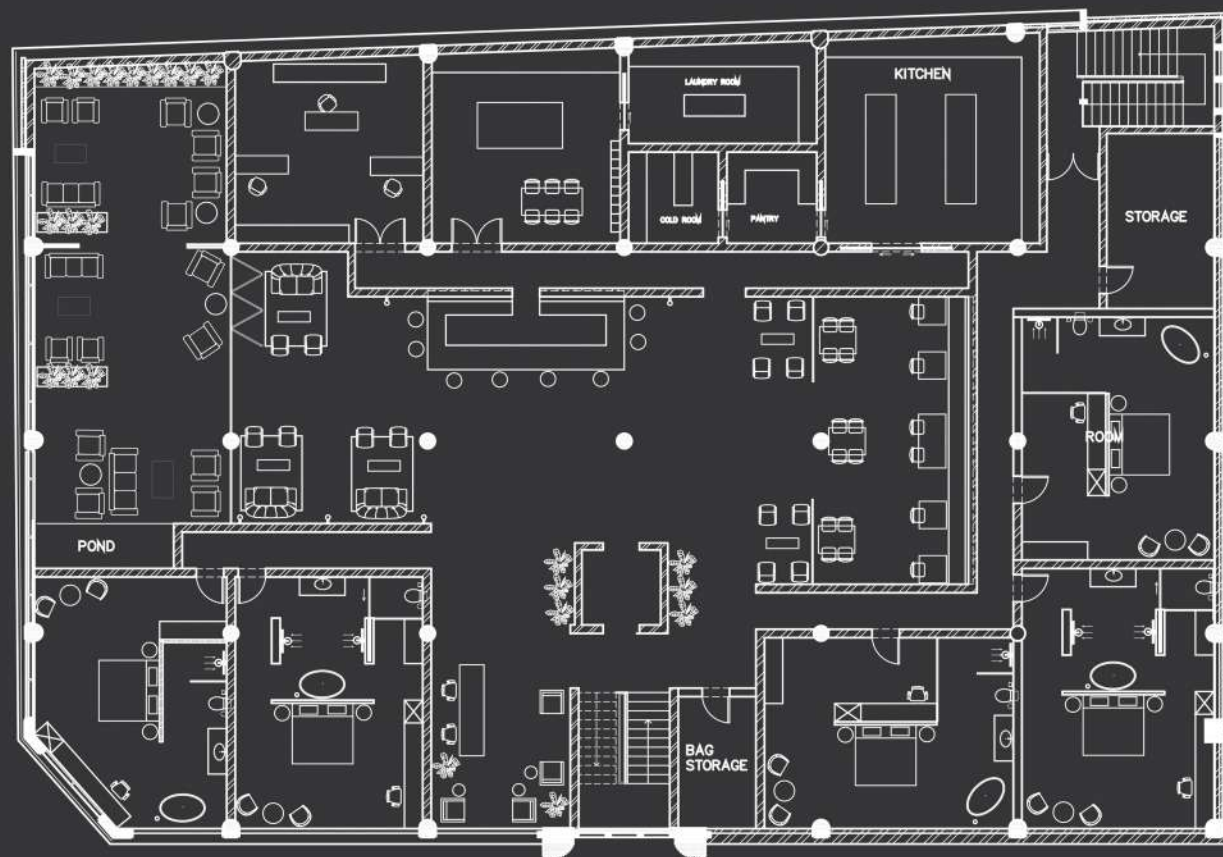
PERSPECTIVE OF HOTEL RECEPTION



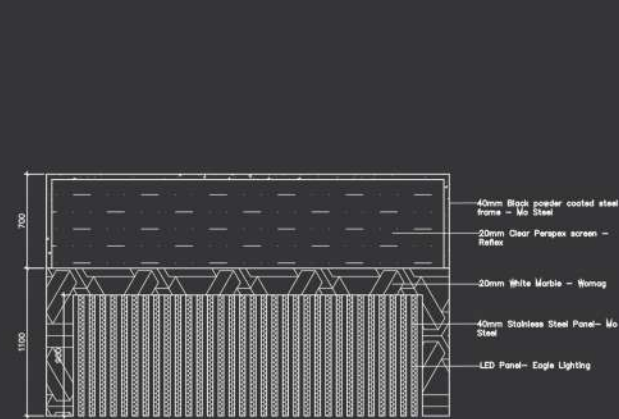
PERSPECTIVE OF STATEMENT WALL MURAL IN DINING AREA



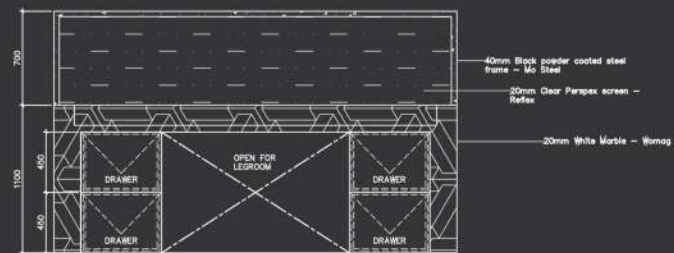
PERSPECTIVE OF DINING ROOM



THIRD FLOOR
SCALE 1:200

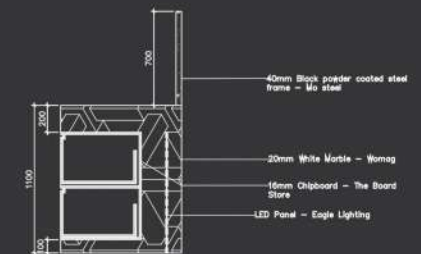


FRONT ELEVATION
SCALE 1:20

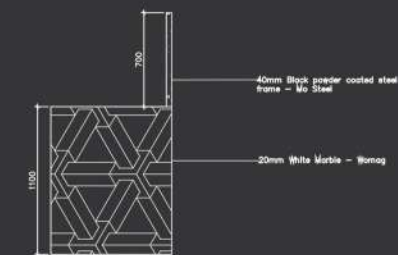


BACK ELEVATION
SCALE 1:20

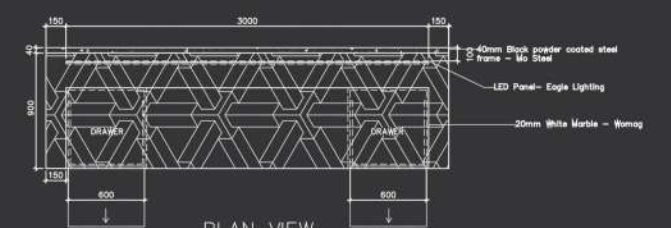
HOTEL RECEPTION DESK JOINERY



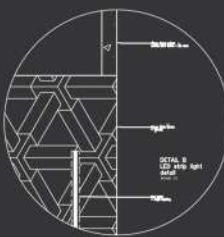
SECTION ELEVATION
SCALE 1:20



SIDE ELEVATION
SCALE 1:20



PLAN VIEW
SCALE 1:20





PERSPECTIVE OF HOTEL BAR



PERSPECTIVE OF HOTEL LOUNGE




PERSPECTIVE OF HOTEL BAR AND LOUNGE



PERSPECTIVE OF HOTEL OUTSIDE AREA



PERSPECTIVE OF HOTEL COVERED OUTSIDE AREA






PERSPECTIVE OF BEDROOM DESIGN 1




PERSPECTIVE OF BEDROOM DESIGN 2

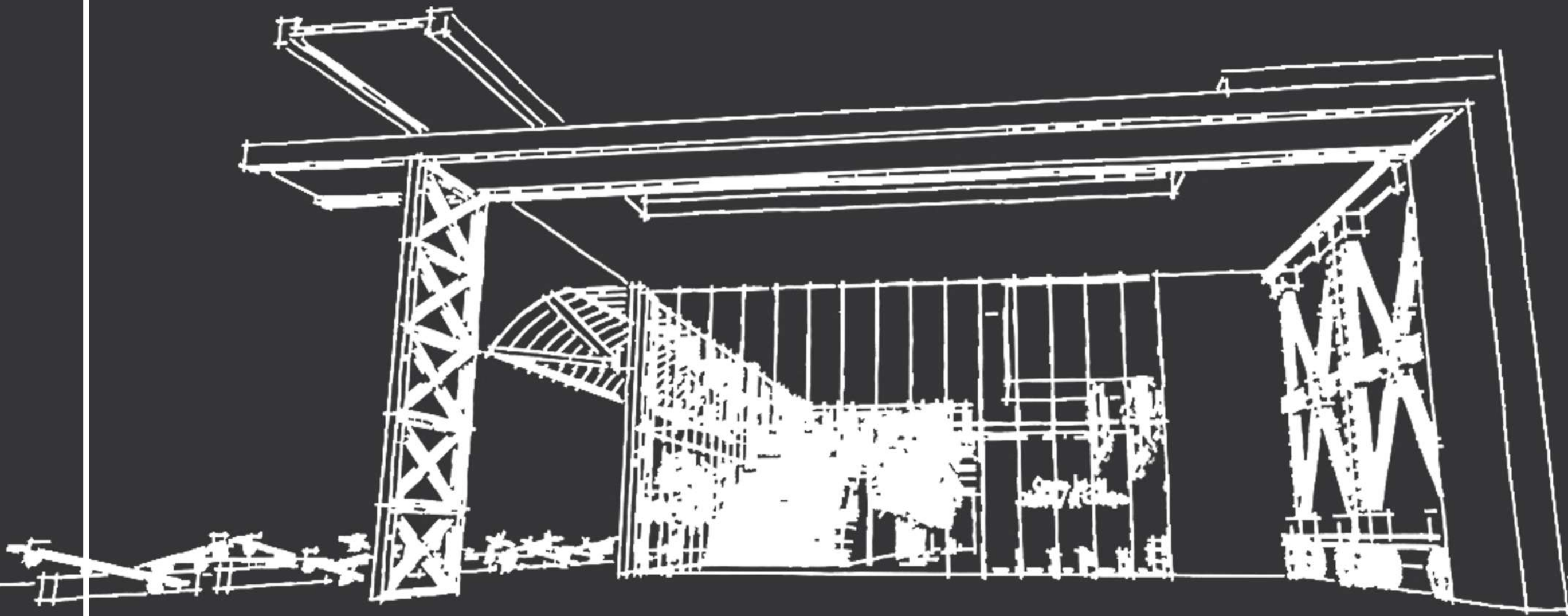


PERSPECTIVE OF BATHROOM DESIGN 1



PERSPECTIVE OF BATHROOM DESIGN 2





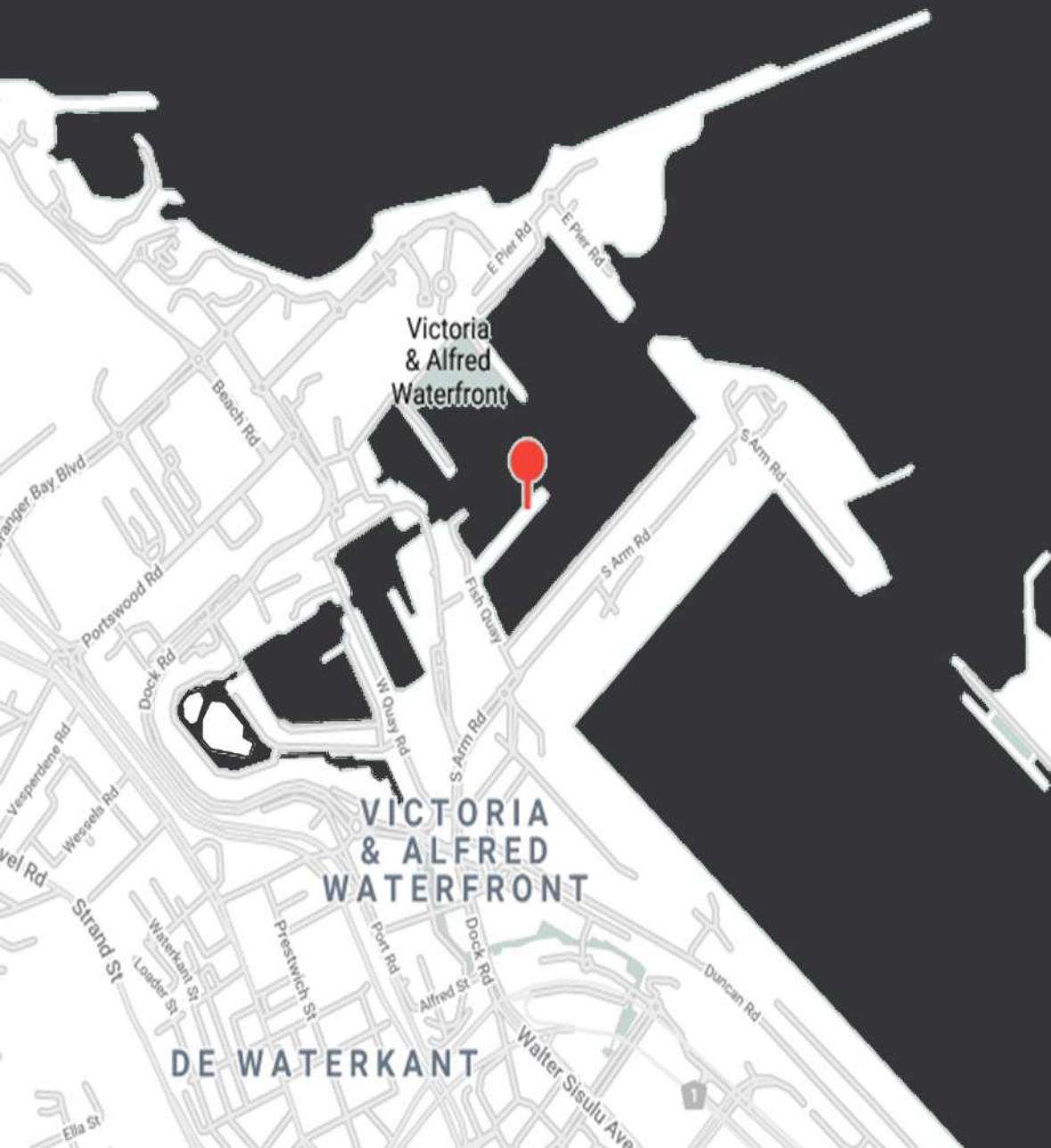
While it can feel “progressive” to tear down the old in order to make room for the new, adaptive reuse defines progress differently. Rather than creating a narrow vision that imagines possibilities with a blank slate, reuse tailors creative thinking to focus on what currently exists and how it can be incorporated thoughtfully into the goals and ideas of the future.

GANTRYWAY CAESARSTONE


With this design, Adaptive reuse has been created from the existing cranes found on The Collier Jetty. The building itself will be celebrating the heritage that this site has, in many different ways - Architectural aspects such as a recreated version of the old grain gantry that has since been demolished, this gantry is the inspiration behind the name Gantryway. Other architectural adaptations include the reuse of parts of the cranes to build a memorial wall in memory of what the Collier Jetty was initially built and used for. The physical aspect being the locally sourced, no waste fish and grain market which will help the local fish and grain industry. This site will not only be celebrating the past but the future as well, through a state of the art Digital art Centre which will feature digital art works from around the world. The sea saws to the side of the building are a fun interactive activity and is just one of the many things to experience at Gantryway. Gantryway is sure to revive the Collier jetty and bring a new attraction to the V&A Waterfront and surrounding areas.



PERSPECTIVE OF FASADE



PERSPECTIVE OF SIDE FASADE



PERSPECTIVE OF DIGITAL ART CENTRE ENTRANCE

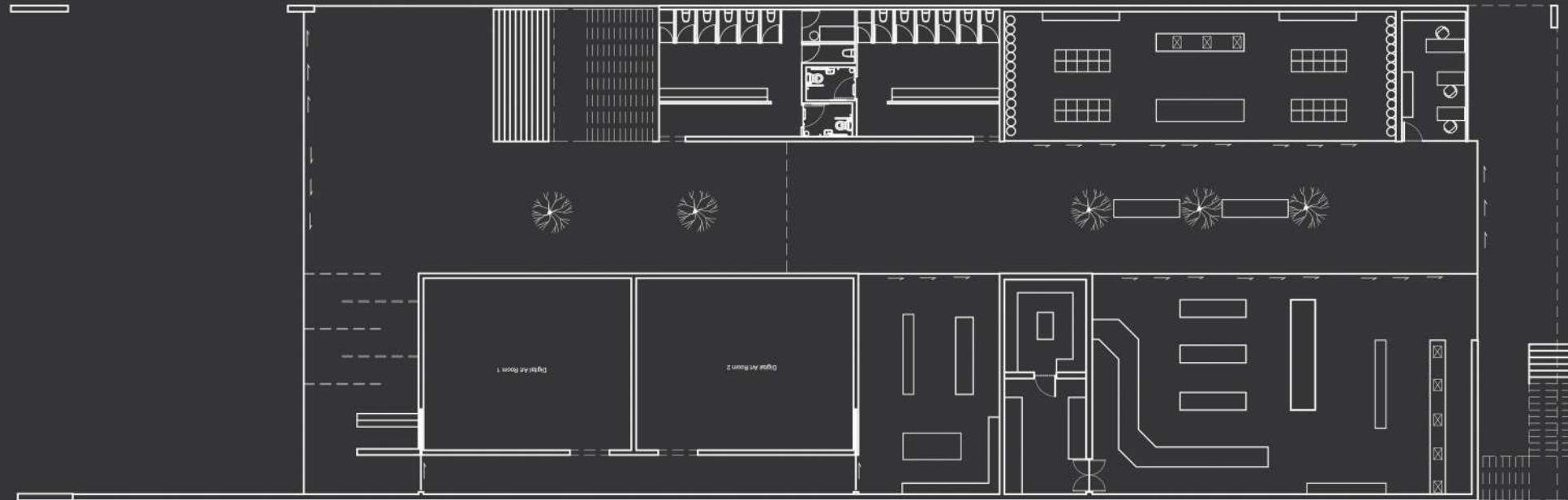
What is Digital Art?

Digital art is an artistic work or practice that uses digital technology as part of the creative or presentation process. Since the 1960s, various names have been used to describe the process, including computer art and multimedia art. Digital art is itself placed under the larger umbrella term new media art. In this instance floor to ceiling electronic screens are used, with various images or videos are shown to create a new age experience, some interactive and some just visual.

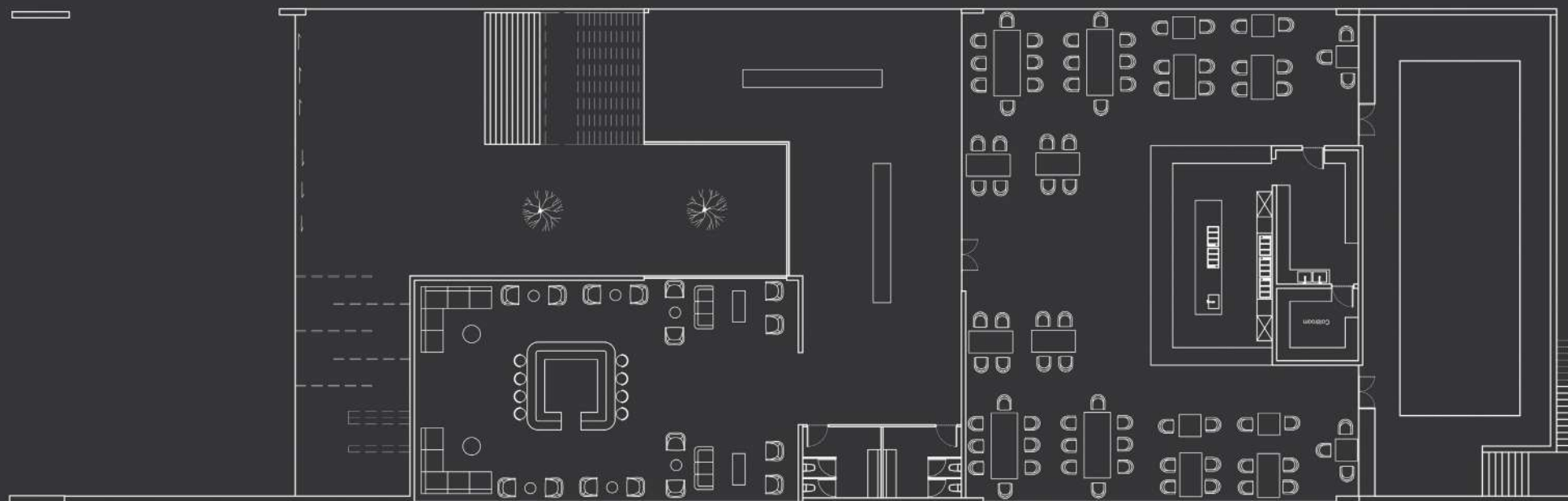
Reference Images



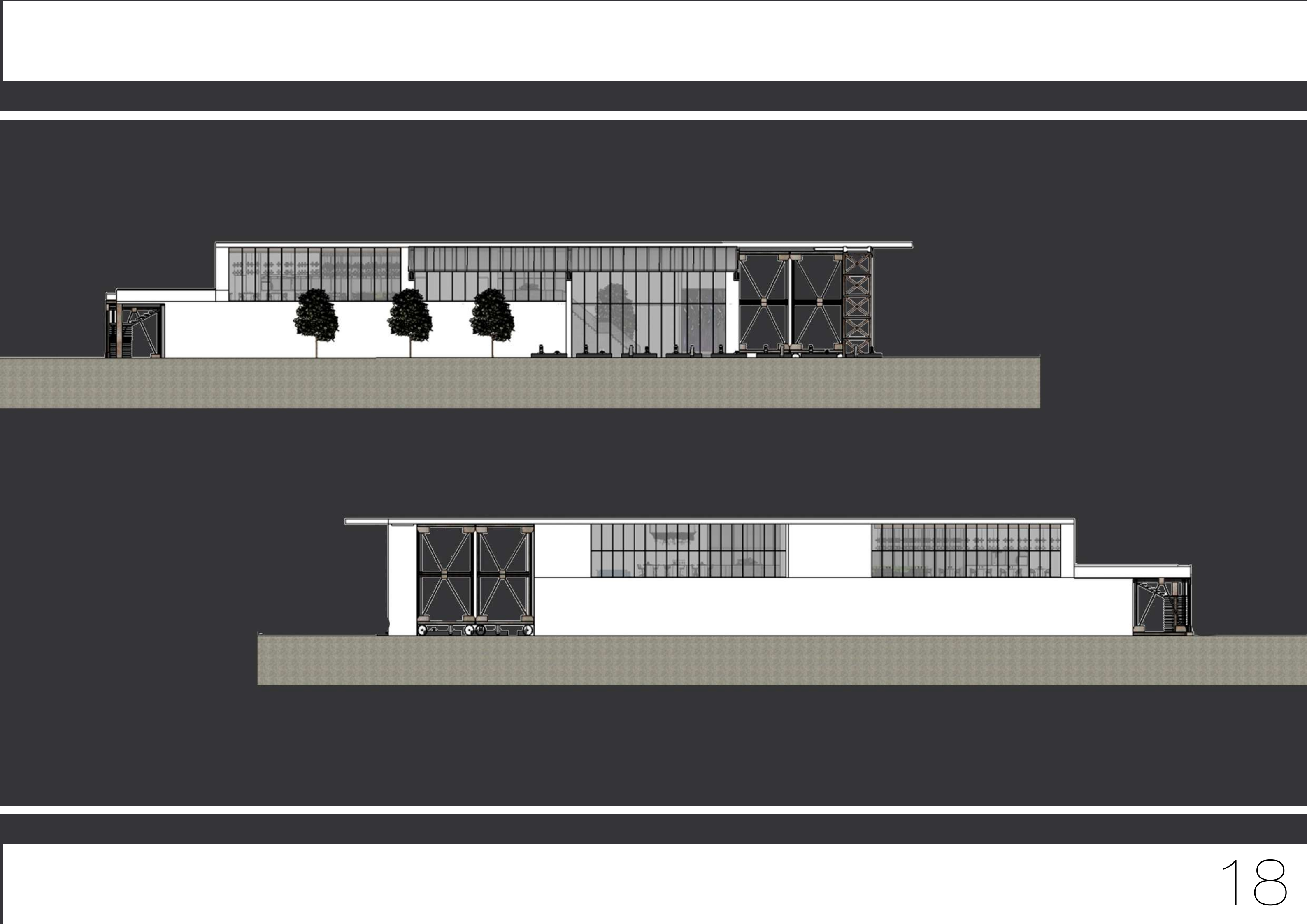
PERSPECTIVE OF DIGITAL ART ROOM



Ground Floor Plan
Scale NTS




First Floor Plan
Scale NTS





PERSPECTIVE OF OPEN KITCHEN RESTAURANT




PERSPECTIVE OF OPEN KITCHEN RESTAURANT SEATING



PERSPECTIVE OF PAVILLION



PERSPECTIVE OF OPEN KITCHEN RESTAURANT



Cavons is a world-class destination playground that ignites the soul. The cantilevered design provides a sensation of weightlessness celebrating air, one of the five elements of nature. The remaining elements are showcased throughout the design. Mediterranean water surrounds the site, the exposed rock face engages the element of earth, the location of Ras-Id-Dawwara provides the element of space while the central marble fireplace embraces fire. The concept of weightlessness is embodied by the gravity-defying pool, hanging swings and the cantilevered buildings cascading down the cliff providing its VIP guests with a sensory experience. The lift shaft is a dramatic link to the jetty providing access to a floating water experience.

CAVONS GROUP PROJECT

CO DESIGNERS - SARAH JANE SPERRYN
& TEGAN GRACE WILLARD



PERSPECTIVE OF FASADE



RAS ID-DAWWARA | RABAT, MALTA
MEDITERRANEAN SEA



PERSPECTIVE OF BACK FASADE



PERSPECTIVE OF RECEPTION



PERSPECTIVE OF RECEPTION LOUNGE



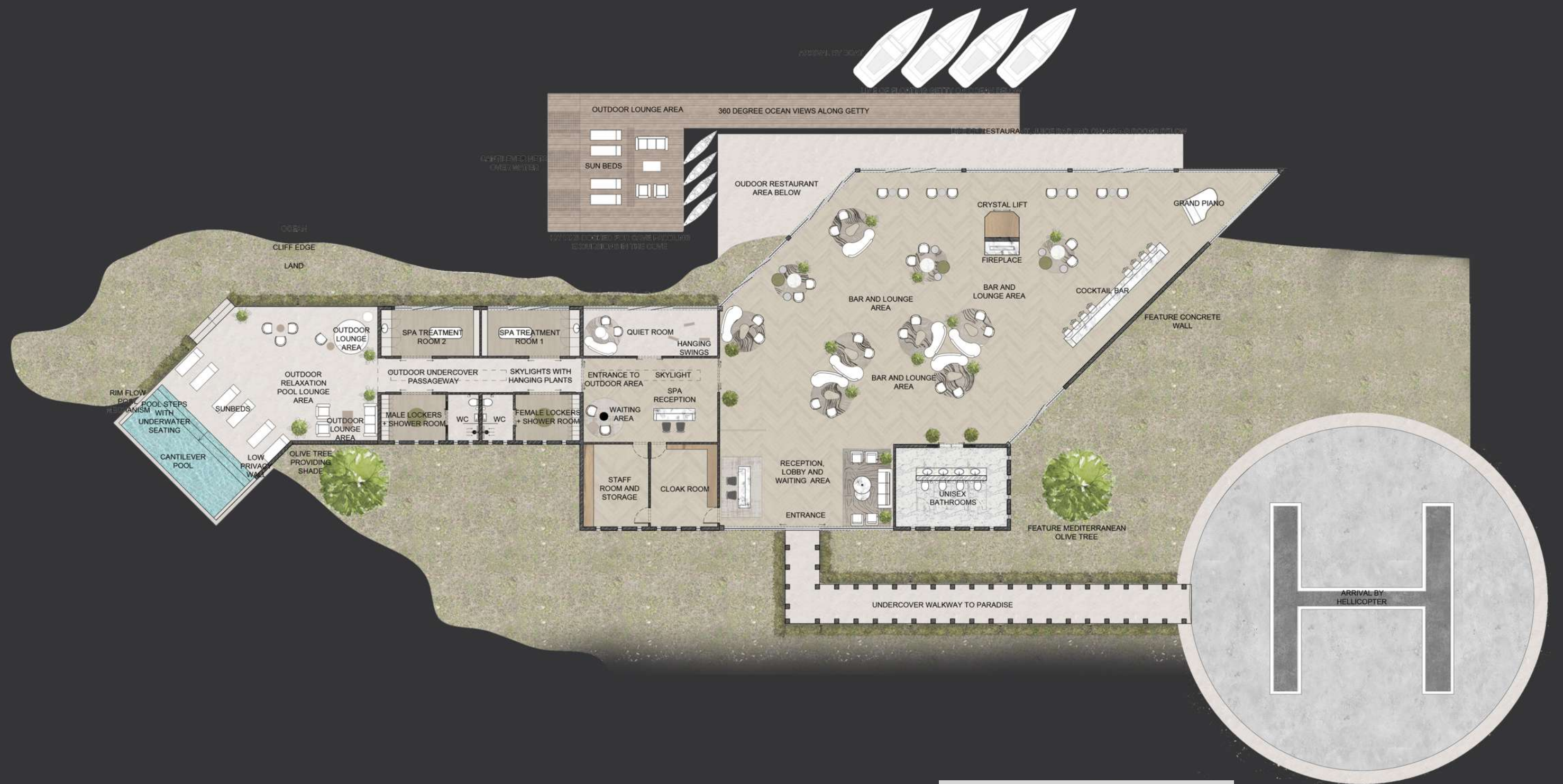
PERSPECTIVE OF RECEPTION LOUNGE



CAVONS



PERSPECTIVE OF RECEPTION LOUNGE AND BAR



GROUND FLOOR PLAN | SCALE 1:200



PERSPECTIVE OF SPA RECEPTION



PERSPECTIVE OF SPA RECEPTION SEATING



PERSPECTIVE OF SPA TREATMENT ROOM



PERSPECTIVE OF SPA WHITE ROOM



PERSPECTIVE OF SPA LOCKER ROOMS



PERSPECTIVE OF SPA LBATHROOMS



PERSPECTIVE OF SPA LHALLWAY TO POOL AREA





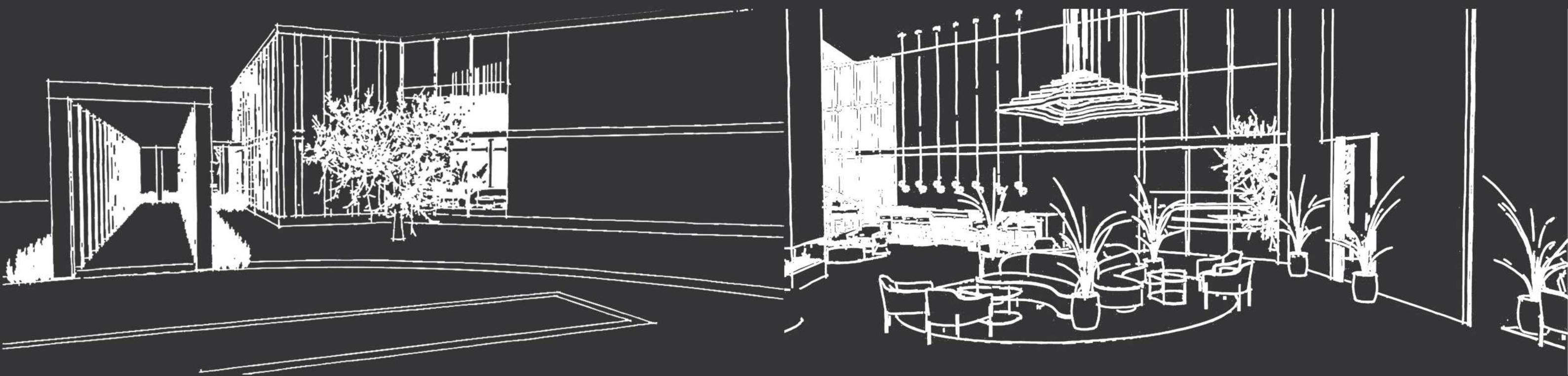
PERSPECTIVE OF POOL



PERSPECTIVE OF POOL SEATING AREA



PERSPECTIVE OF POOL AREA






PERSPECTIVE OF RESTAURANT

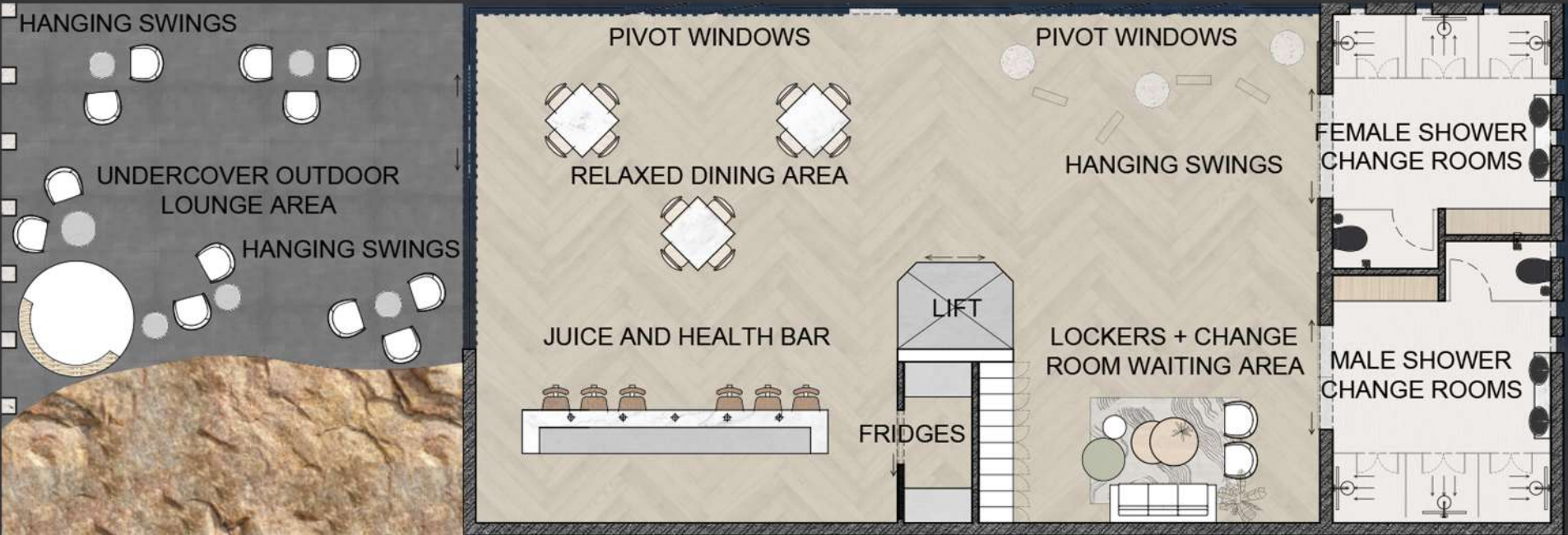
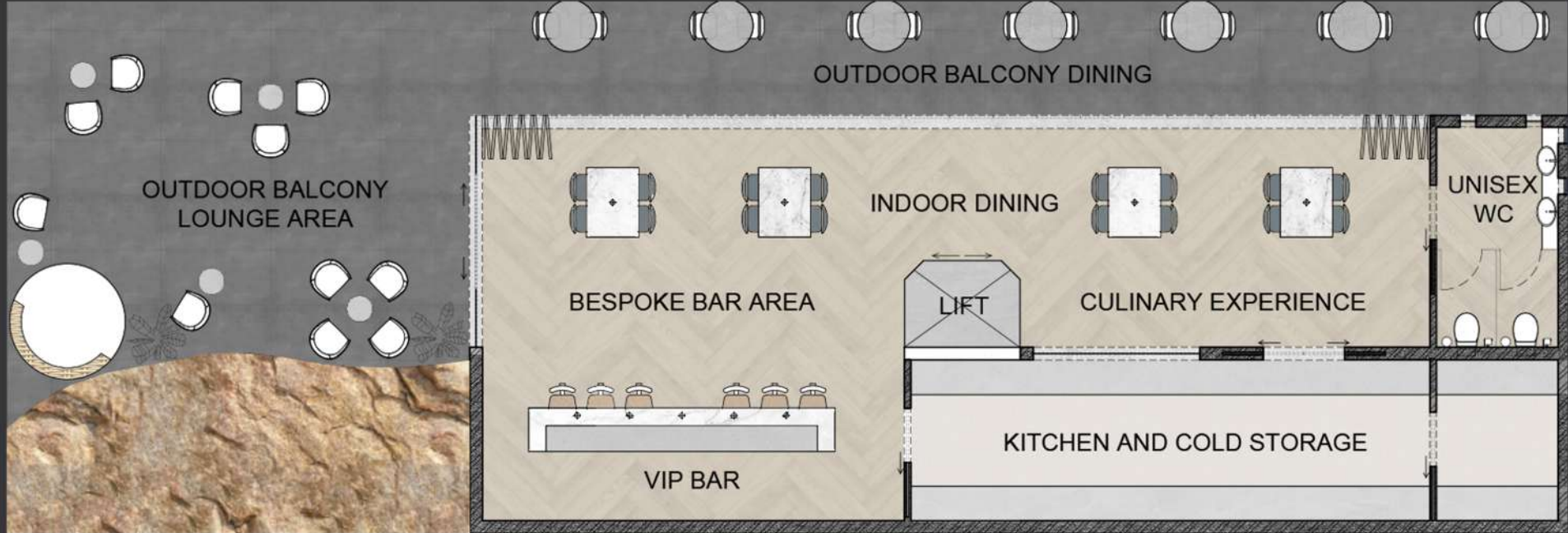


PERSPECTIVE OF RESTAURANT LOUNGE




PERSPECTIVE OF JUICE BAR LOUNGE

FIRST FLOOR BELOW GROUND FLOOR PLAN | SCALE NTS



SECOND FLOOR BELOW GROUND FLOOR PLAN | SCALE NTS




3D SECTION | SCALE NTS



PERSPECTIVE OF THE DOCK SEATING




PERSPECTIVE OF THE JUICE BAR LOUNGE




PERSPECTIVE OF THE DOCK SEATING AND KAYAKS



PERSPECTIVE OF THE DOCK SEATING AND KAYAKS






Situated in the heart of the CBD this Japanese influenced, four story house is in a perfect location. This house has been specifically placed in a busy part of town in order for the clients to have the contrast of a busy outside and peaceful inside so that the clients feel as if they have been transported into a place where there are no distractions and where they can have complete serenity. A Koi pond running under the ground floor brings good energy into the house and creates a never ending sound of water throughout. As the house is surrounded by taller buildings a skylight was used in order for light to seep through the house.

BOXED

The Relationship with Nature in Japanese Architecture


In Japanese architecture the line of nature and the built environment is a blurred one. The origins of this stem from a tradition deeply rooted in Japanese culture, where architectural practice has always been to work in harmony with the natural surroundings. Therefore to create a space using large amounts of natural light and fresh flowing air throughout the space as well as using natural materials that correlate back to nature itself.




PERSPECTIVE OF ENTRANCE FOYER



PERSPECTIVE OF MEDITATION GARDEN



PERSPECTIVE OF BACK GARDEN



PERSPECTIVE OF MASTER BEDROOM



PERSPECTIVE OF MASTER BATHROOM



PERSPECTIVE OF BENCH AND VANITY UNIT IN MASTER BEDROOM





GROUND FLOOR

SCALE 1:100



FIRST FLOOR

SCALE 1:100



SECOND FLOOR

SCALE 1:100



THIRD FLOOR

SCALE 1:100



ROOF PLAN

SCALE 1:100

Screens and sliding doors

Old Japanese houses relied on movable screens (shoji) and sliding doors (fusuma) to divide and re-divide rooms as needed. The screens tend to be light and papered, allowing some natural light (and shadows) into the rooms. Heavier shutters were sometimes used to close off the outside of the house. Glass windows were not a feature.


The screens and sliding doors, still used in houses today, were some of the first architectural exports from Japan to gain popularity in the West.



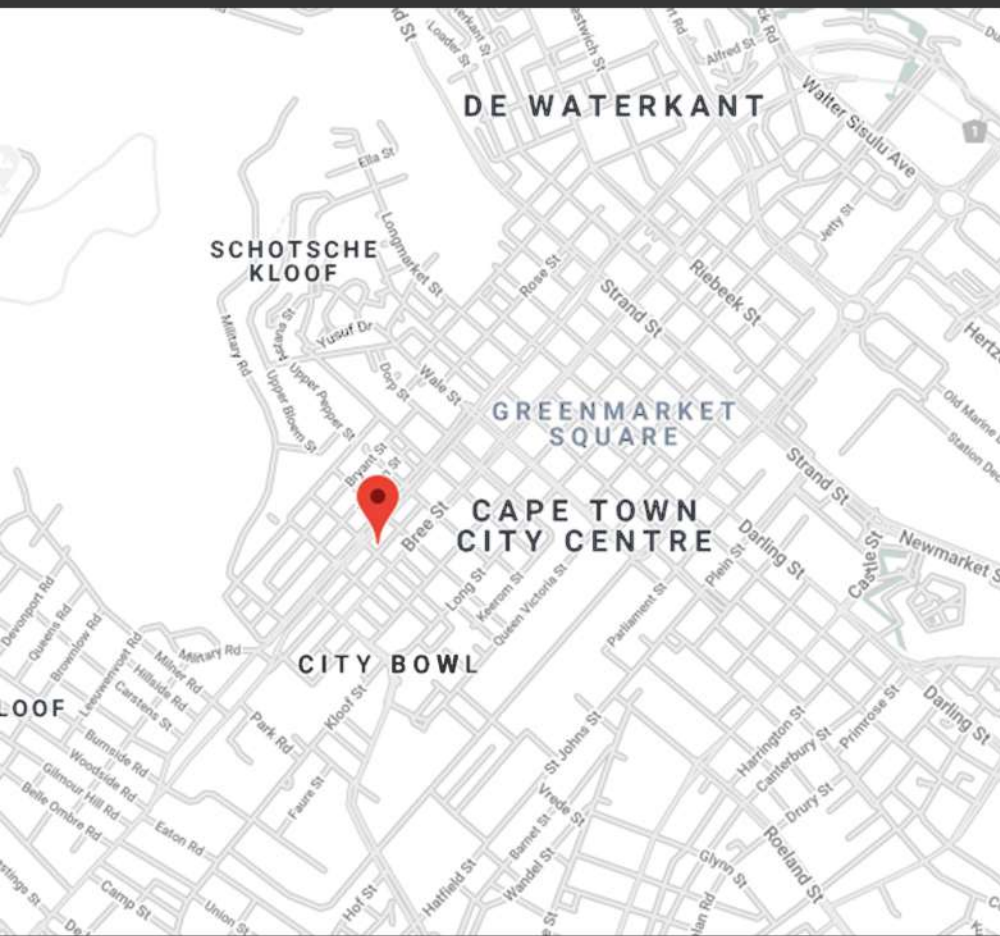
PERSPECTIVE OF CINEMA ROOM



PERSPECTIVE OF STUDY




PERSPECTIVE OF GUEST ROOM



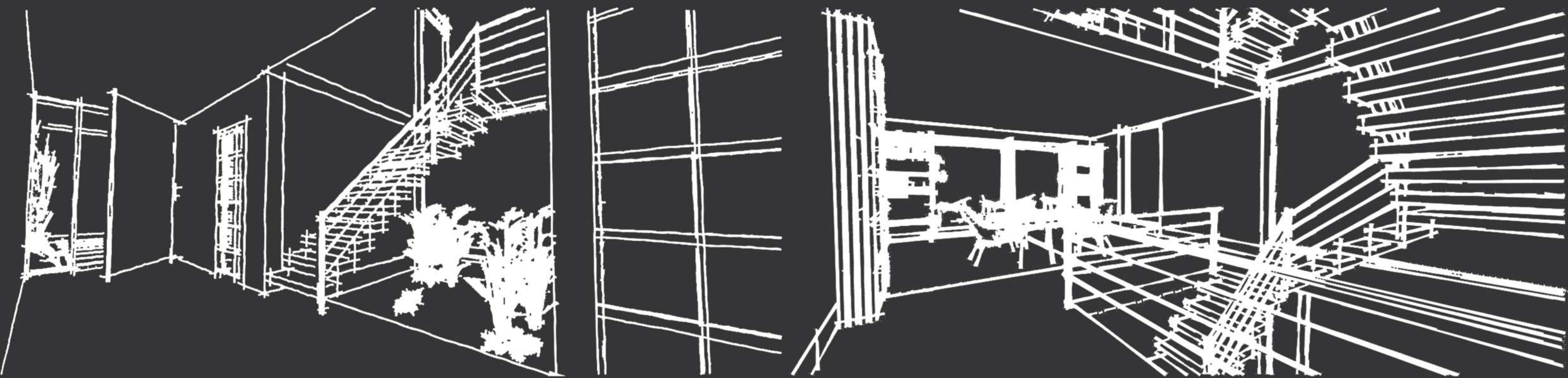
PERSPECTIVE OF KITCHEN




PERSPECTIVE OF ROOFTOP POOL AND FIREPIT



PERSPECTIVE OF ROOFTOP BRAAI AREA





Hotel 89. is situated at 89 Sir Lowry Road in Woodstock, Cape Town. Being the first of its kind in Cape Town, Hotel 89 is a trendy and sophisticated space with new age technology and high end modern features seen all around the space. With specifically designed rooms and comfort areas to make your stay as pleasurable as possible.

HOTEL 89
1ST YEAR FINAL



PERSPECTIVE OF HOTEL RECEPTION AND LOUNGE



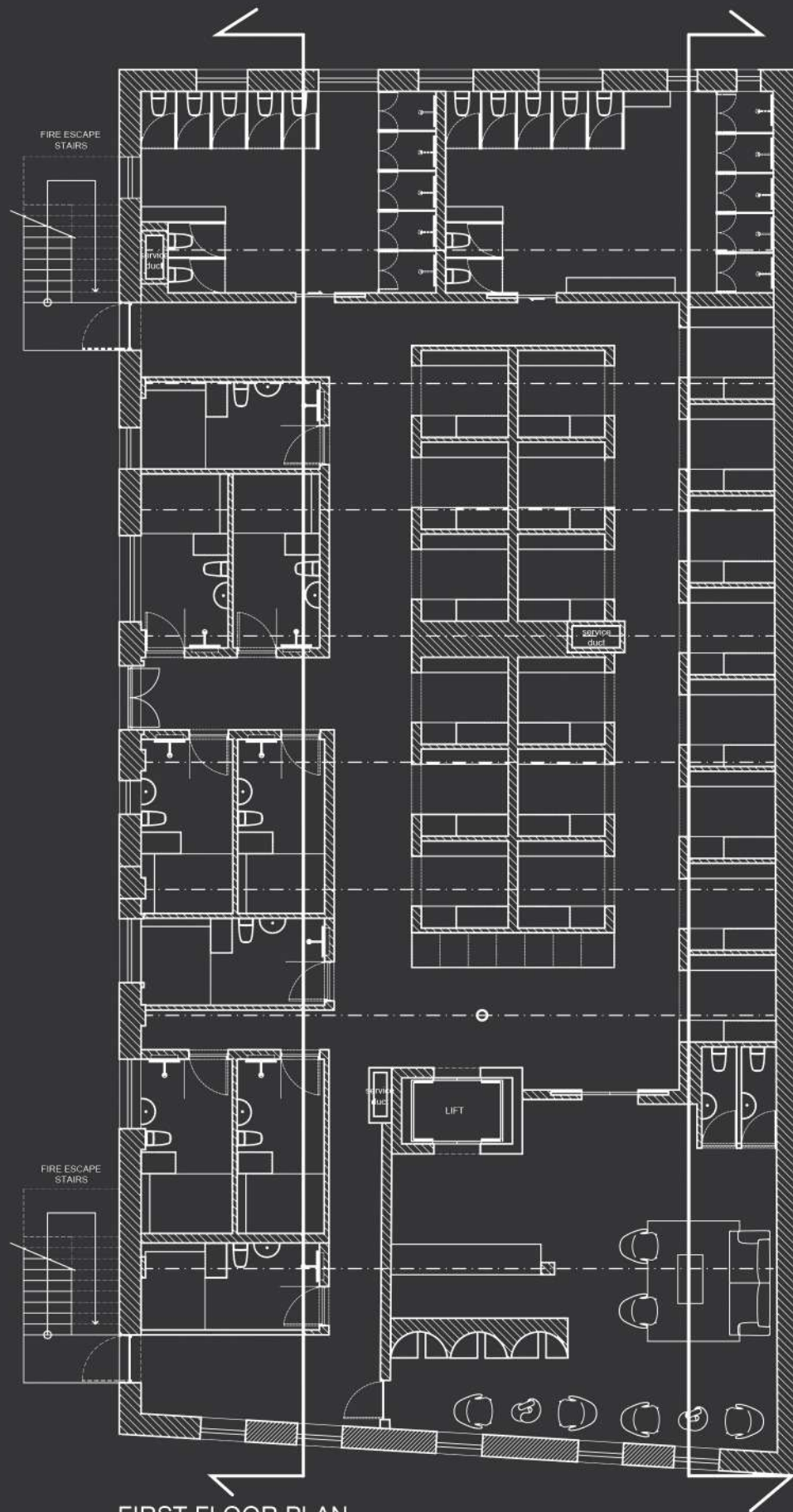
PERSPECTIVE OF WORKSPACE

What is a Capsule Hotel?

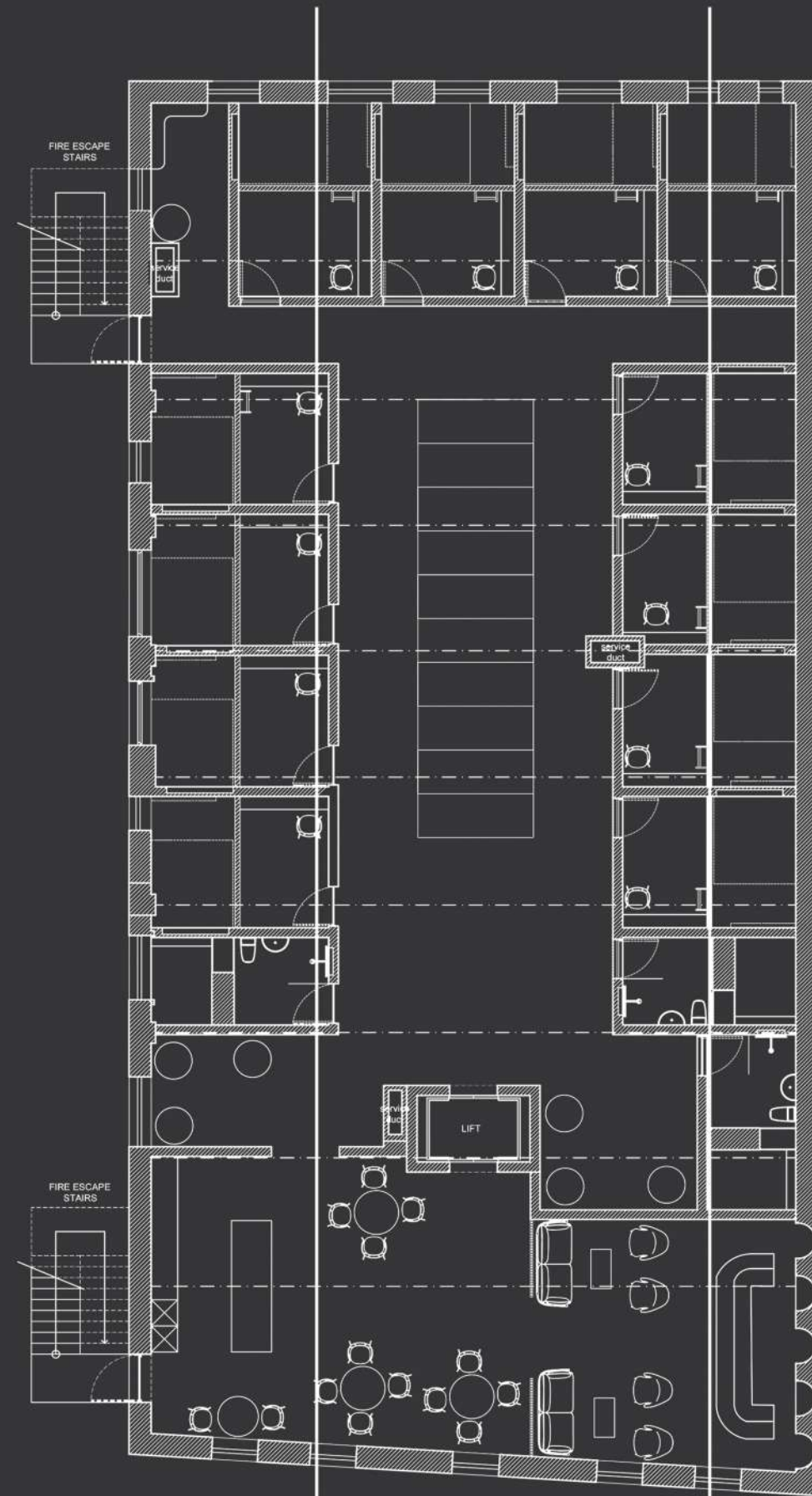
A capsule hotel also known as a pod hotel is a type of hotel developed in Japan that features many small bed-sized rooms known as capsules. These hotels provide cheap, basic overnight accommodation for guests who do not require larger more expensive rooms, although larger more spacious rooms are available for guests who require them.



PERSPECTIVE OF HOTEL RECEPTION LOUNGE



FIRST FLOOR PLAN
89 SIR LOWRY RD, WOODSTOCK
SCALE: 1:100



SECOND FLOOR PLAN
89 SIR LOWRY RD, WOODSTOCK
SCALE: 1:100



PERSPECTIVE OF COMMUNAL KITCHEN



PERSPECTIVE OF COMMUNAL KITCHEN




PERSPECTIVE OF COMMUNAL KITCHEN



PERSPECTIVE OF CHILL ZONE




PERSPECTIVE OF LUXURY ROOM HALLWAY AND COURTYARD



PERSPECTIVE OF LIBRARY



PERSPECTIVE OF LUXURY ROOM COURTYARD



PERSPECTIVE OF BAR LOUNGE



PERSPECTIVE OF BAR DETAIL



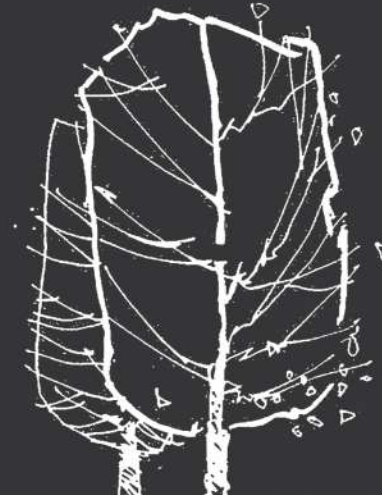
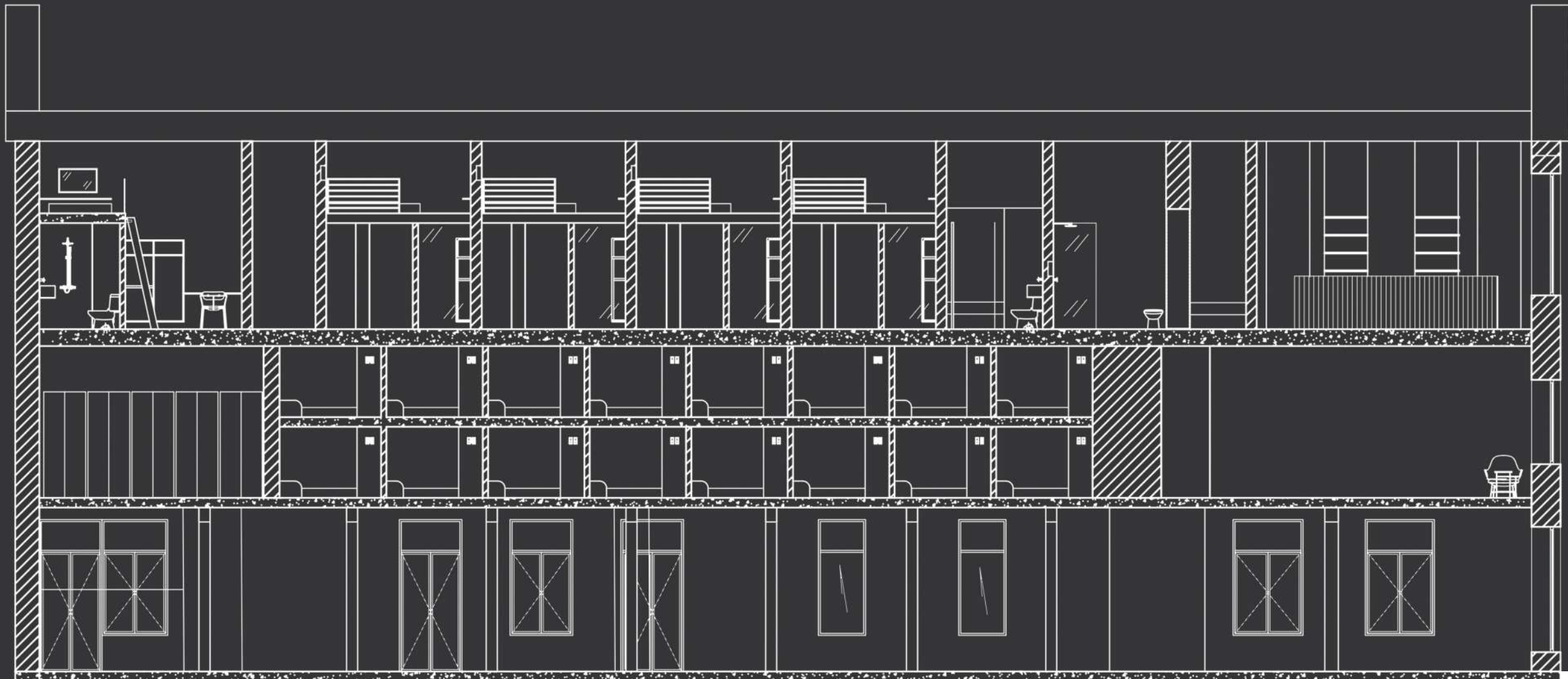
PERSPECTIVE OF BAR




PERSPECTIVE OF BAR / DINING



INTERNAL SIDE ELEVATION AA
89 SIR LOWRY RD, WOODSTOCK
SCALE: 1:100




INTERNAL SIDE ELEVATION BB
89 SIR LOWRY RD, WOODSTOCK
SCALE: 1:100



PERSPECTIVE OF POD LOCKERS AND ENTRANCES



PERSPECTIVE OF POD HALLWAY



PERSPECTIVE OF POD STORAGE



PERSPECTIVE OF POD



PERSPECTIVE OF COMMUNAL BATHROOMS



PERSPECTIVE OF COMMUNAL BASIN

89.
HOTEL 89.





PERSPECTIVE OF COMMUNAL SHOWERS

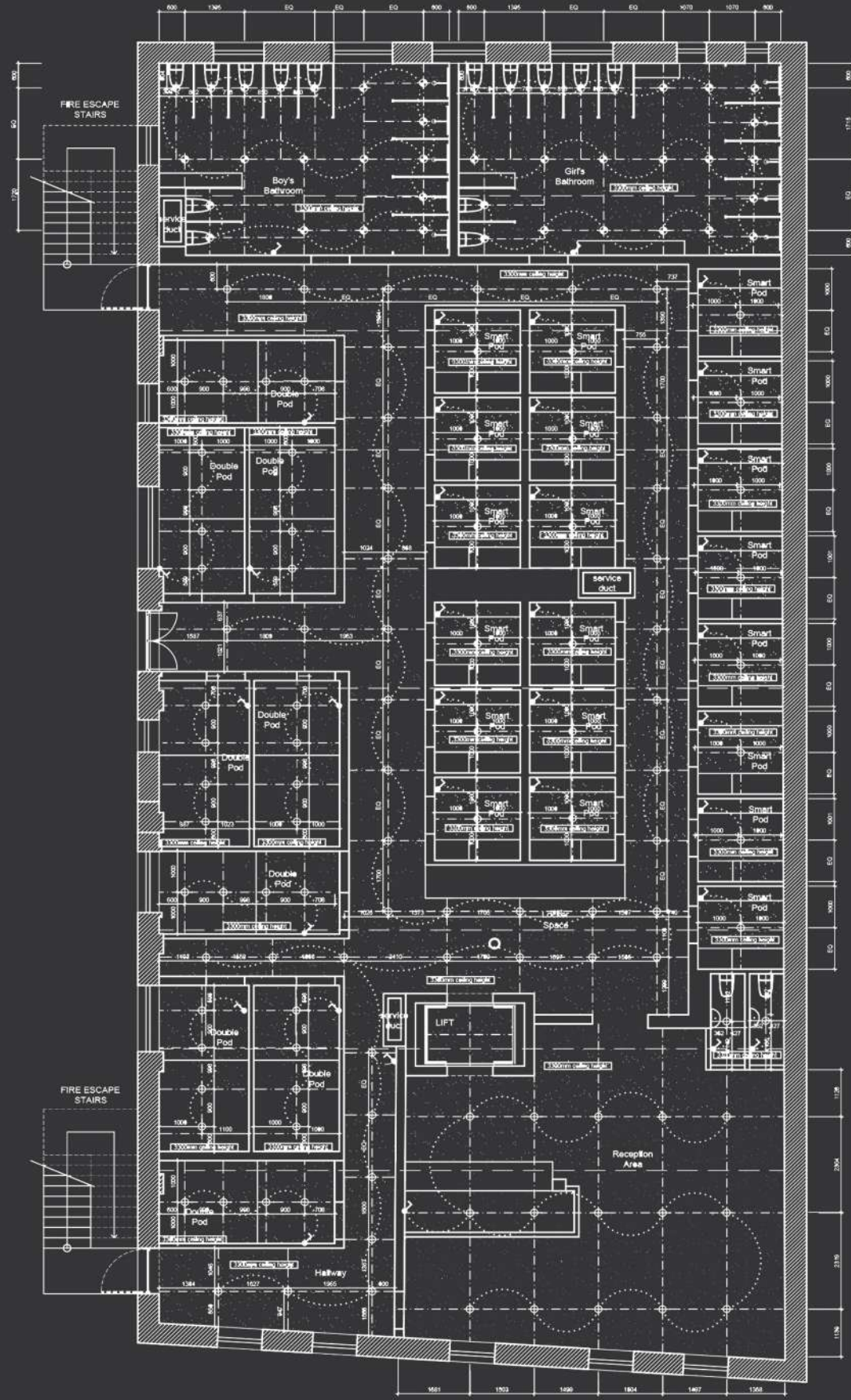


PERSPECTIVE OF MEDIUM SIZED ROOM

PERSPECTIVE OF MEDIUM SIZED BATHROOM



PERSPECTIVE OF MEDIUM SIZED ROOM

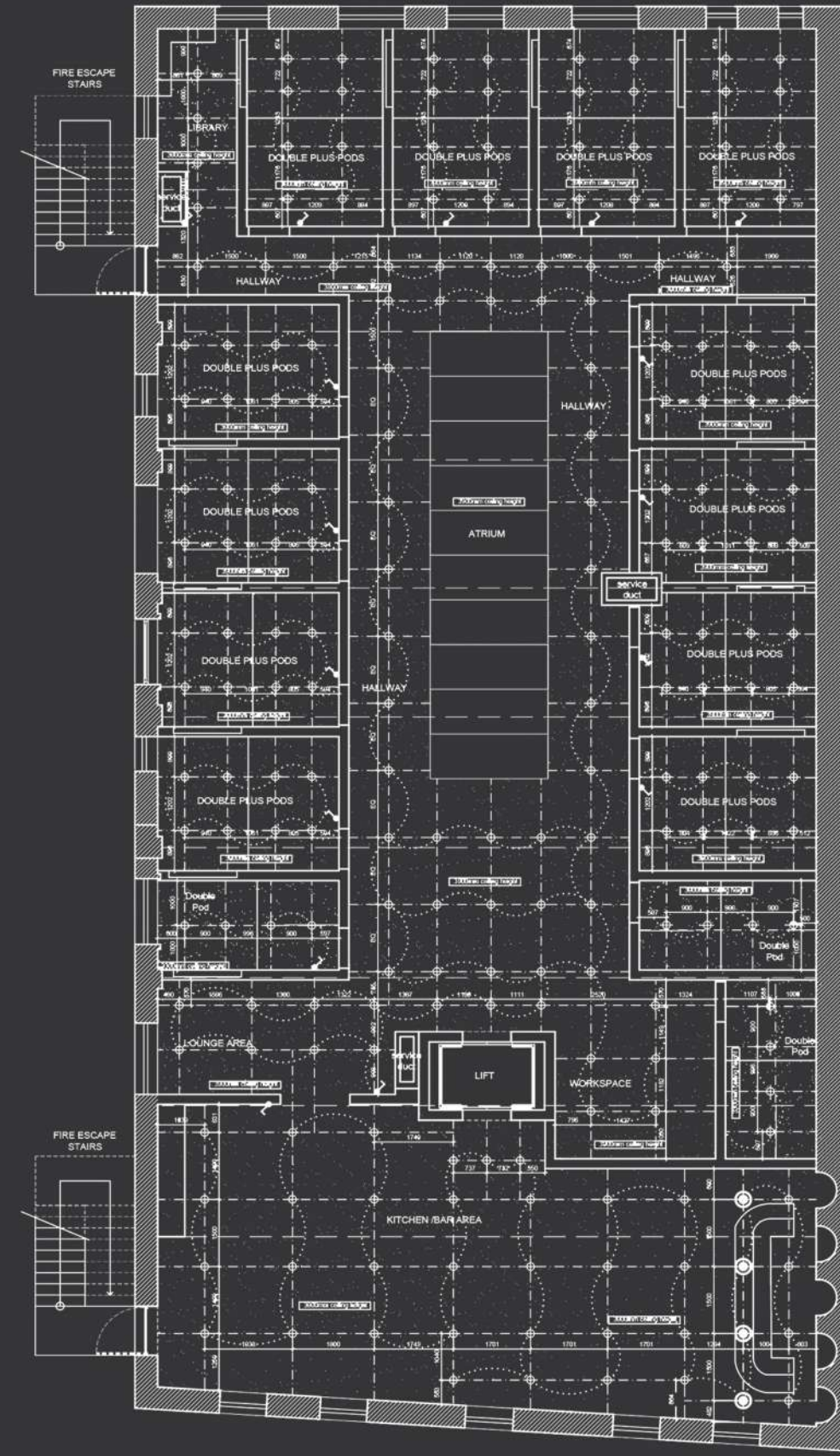


LIGHTING LEGEND:

- 
 LED Surface mounted down light
 SPEC: 18W white aluminium surface mounted down light with dimmer, LUC0018
 Supplier: Lights by Line
- 
 SWITCH
 SPEC: LEGRAND white ARTECH switches
- 
 LED Surface mounted waterproof down light


 SKIMMED AND PAINTED PLASTERBOARD CEILINGS WITH 25mm DOWN TRIM ALL ROUND, PAINTED WHITE 249m²

FIRST FLOOR ELECTRICAL PLAN
 89 SIR LOWRY RD, WOODSTOCK
 SCALE: 1:100



LIGHTING LEGEND:

- 
 LED Surface mounted down light
 SPEC: 18W white aluminium surface mounted down light with dimmer, LUC0018
 Supplier: Lights by Line
- 
 SWITCH
 SPEC: LEGRAND white ARTECH switches
- 
 Drama Melt Pendant


 SKIMMED AND PAINTED PLASTERBOARD CEILINGS WITH 25mm DOWN PLASTERBOARD TRIM ALL ROUND, PAINTED WHITE 249m²


SECOND FLOOR PLAN
 89 SIR LOWRY RD, WOODSTOCK
 SCALE: 1:100



PERSPECTIVE OF LUXURY SUITES



PERSPECTIVE OF LUXURY SUITES BATHROOM



PERSPECTIVE OF LUXURY SUITES







PERSPECTIVE OF LUXURY SUITES BATHROOM



PERSPECTIVE OF LUXURY SUITES BATHROOM






This design was created with convenience in mind. It emulates a microcosm of the society with work, social and shopping all combined in one convenient space. The design focuses on creating a beautiful open space with huge amounts of natural light. The natural light is manipulated by the buildings structure, this casts huge irregular shadows on the inside of the building throughout the day, making the building itself a work of art. Touches of elegance and luxury have been incorporated as well as industrial elements to balance the textures. To soften the rather angular lines of the building all furniture designs feature an organic look and feel.

BOXWOOD


55



PERSPECTIVE OF ENTRANCE LOUNGE





PERSPECTIVE OF ART GALLERY



PERSPECTIVE OF ENTRANCE LOUNGE




PERSPECTIVE OF TAKEALOT PICK UP POINT



PERSPECTIVE OF RECEPTION LOUNGE

PERSPECTIVE OF OFFICE



PERSPECTIVE OF OFFICE



PERSPECTIVE OF ALL THREE LEVELS



THE END